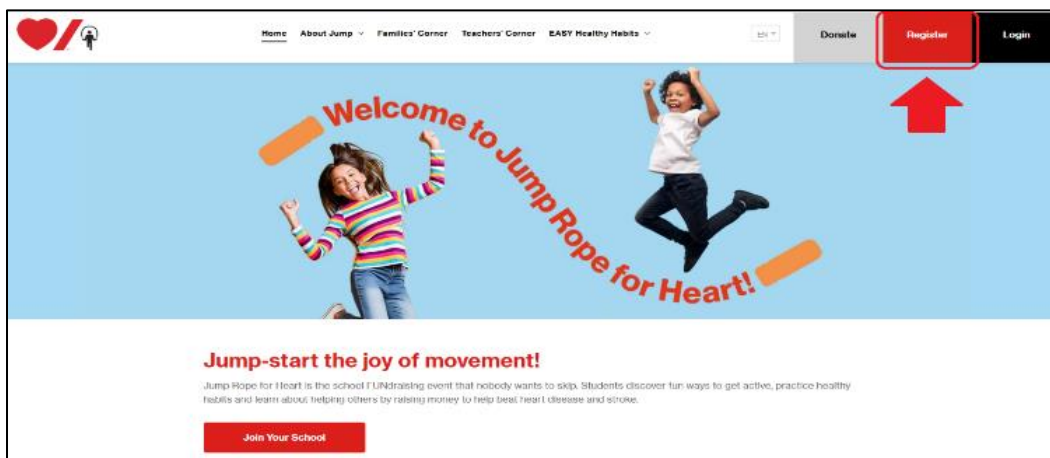


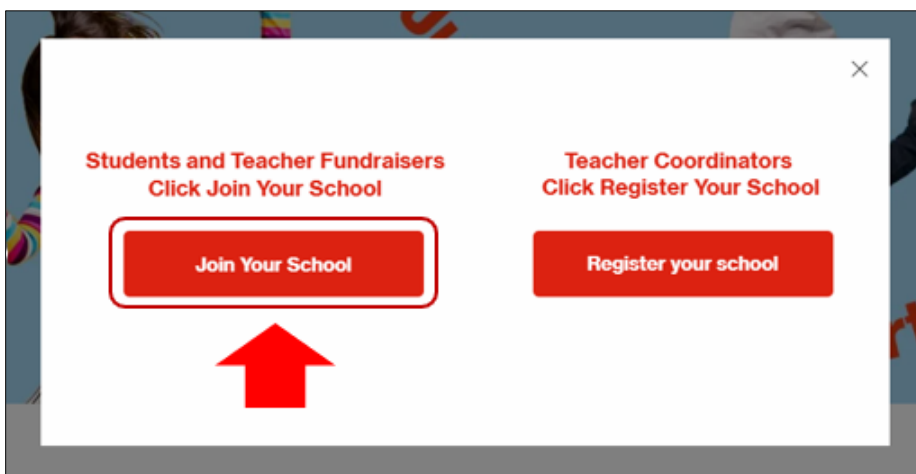
Registering your Child for Jump Rope for Heart


Online fundraising allows you to easily raise funds and share life-saving information with your friends and family. Here's how to get started:

1. Go to www.jumpropeforheart.ca and click on the **“Register”** button at the top right.



2. When prompted, click the **“Join Your School”** button.






3. Search for your school. Once found, click “**Register**”.

Tip: If you cannot find your school, remove an accent or punctuation. For example: change École to Ecole or St.to St

Get started - jump for joy!

Welcome – or welcome back! Get ready to join the school event nobody wants to skip! Let's get started. Start by searching for **your school** or join the **National Jump Team** if your school is not participating:

School

1 School (s) Found.



Example School - City

View School

Register


4. Select the large, grey, rectangular button that says “+ Register”.

Register for Jump Rope for Heart


Register as an individual

Start your registration by clicking 'Register' below: Please note that your registration is free and will always show a balance of zero, unless you add a self-donation.

+
Register




Cancel Total (Registrations) \$0.00 **Register**



5. Complete the **“Registrant Details”** and click the red **“Save”** button. If you would like to kick-start your child’s fundraising and donate, this is now the spot to do so.

6. If you would like to register a second child, select the large, grey rectangular button that says, **“+ Add registrant”** and complete the registrant details for your second child (and if you’d like to donate to kick start your child’s fundraising, the Registrant Details page is the spot to do so). If not, select the red **“Register”** button to proceed to the next step.



7. Then complete the **Your Information** section and select the **“Complete”** button to finish your registration!

I'd like to donate

\$15	\$25	\$50	\$100	\$500
Other				

Minimum donation required to receive a tax receipt is \$5

Donor/ Registrant Information

Email

Show my name as

My name

Comment


Your Information

I am filling this form on behalf of an organization or company

Title First Name Last Name

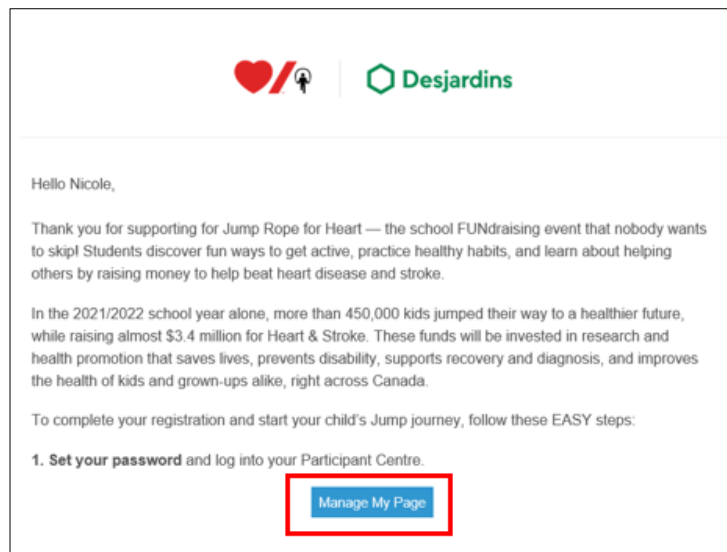
Street Address City


State / Province Country ZIP / Postal Code

I'm not a robot 

Complete By submitting this form, I agree to the [Terms & Conditions](#) and acknowledge that I have read and understand the [Privacy Policy](#).

8. Once you click **Complete** an email will be sent to your inbox with the subject line **“Thanks for joining Jump Rope for Heart!”**. Within the email, there will be a blue **“Manage My Page”** button that you can click to set up your password. Your username will be your email.





9. You will be prompted to create a password for your Jump Rope for Heart account*. Please record your password for future use.

*Please note you may receive a prompt asking you to sign in, this is because Heart & Stroke uses the same fundraising platform (CrowdChange) as several other major Canadian charities with which you may have already created an account. If you receive a prompt to sign in, enter your email and password or if you do not have your password, click **“Reset Password”**.

This will initiate an email to your inbox to set a new password. Once reset, return to the original email from Jump Rope for Heart, click **“Manage Fundraiser”**, enter your email and your newly created password, and click **“Sign in”**.

10. Once you are logged in, you will be taken to the dashboard of your child’s **Participant Center**. Here you can update your child’s fundraising page with a photo and personalized message. You can view your child’s fundraising page to see what friends and family would see when visiting the page by clicking the **“View Page”** button on the top right corner.